Edinburgh Children's Hospital Charity

HAPPY HOGMANAY!

Happy New Year from all of us at ECHC!

Inside your HOGMANAY box you will find lots of PARTY IDEAS and ACTIVITIES to help you celebrate the new year.

It's yours to keep.

We hope you enjoy it!

2022

Edinburgh Children's Hospital Charity

TINSEL MAKING!

You will need...

- Metallic foil paper
- Stickers
- Gems
- Scissors

2022

Edinburgh Children's Hospital Charity

TINSEL MAKING!

Make your own tinsel by ...

- Folding your metallic paper in half longways, then unfolding so you can see a fold line
- Using scissors to cut strips both sides of this line, without cutting through it.





2022

Edinburgh Children's Hospital Charity

TINSEL MAKING!

Finish off with some gems and stickers!

You could use stickers to join different bits of tinsel together.

You can twist it round to spread it out.

Why don't you try sticking it up around your bed-space using your stickers?



2022

Edinburgh Children's Hospital Charity

DISCO BALL BOX

Turn your box into a Disco Ball ...

- Use your pencil to poke holes through the stars on the box sticker
- Put an led torch (could be a phone torch) facing upwards inside your box then close the lid over.
- If you turn your lights off, your box turns into a disco projector!

2022

Edinburgh Children's Hospital Charity

BUNTING MAKING

- Use your materials to make a pattern on your A5 pastel paper.
- Cut or rip your paper into quarters.
- Stick your bunting together using sticky back foam.
- You could use sticky back foam to stick your bunting to your window suckers, so you can display your bunting on a window.

2022

Edinburgh Children's Hospital Charity

ORIGAMI CROWN

You can use your origami paper to make yourself a party crown!

2022

Edinburgh Children's Hospital Charity

ORIGAMI CROWN

1. Make crease lines on your origami paper by folding your squares into quarters as shown below - then unfolding.









2022

Edinburgh Children's Hospital Charity

ORIGAMI CROWN

2. Fold the top left and right corners of your paper into the centre line, as shown. Next, fold the bottom of your paper up to meet the centre line of your paper. Fold this rectangle up once again as shown. Repeat with your other squares...









2022

Edinburgh Children's Hospital Charity

ORIGAMI CROWN

3. To attach the triangles together (and make the crown), slot the rectangular area of one of your triangles into the rectangular area (there's a fold which opens up) of another of your triangles.



4. Continue slotting your triangles together until you have a strip that is big enough to fit round your head, then join together.

2022

Edinburgh Children's Hospital Charity

MAKE A HANDBELL!

- Use your glitter glue, paint pens and stickers to decorate your handbell!
- Use this to ring in 2022, or just to shake along to your favourite music!

2022

Edinburgh Children's Hospital Charity

SHAKE ALONG!

You can use your scarf, bell and pom pom to shake along to your favourite music!

You can scan the QR code below on your phone to take you to a 'kids party hits' playlist.



2022